

HPE-3S1

PCI/PIC0e 3 Slots Backplane
with PCI Slots

Quick Installation Guide

Version 1.0

Aug. 14, 2006

1. Fan Connectors

The product provides fan connector, This connectors can supply 12V/500mA to the cooling fan.

- **FAN1 : CPU Fan Connector**

PIN NO.	DESCRIPTION
1	Ground
2	+12V
3	NC



2. Backplane to Mainboard ATX Power Control Connector

Power source from Backplane with ATX Connector

- **ATXCTL1 : Backplane to Mainboard Connector**

PIN NO.	DESCRIPTION
1	GND
2	PS_ON#
3	5VSB

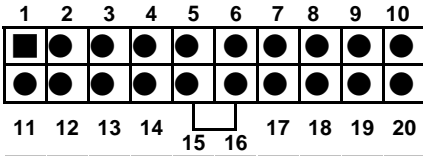


3 ATX Power Connectors

This connector supports Mainboard ATX power.

- **ATXPWR1 : ATX Power Connector**

PIN NO.	DESCRIPTION	PIN NO.	DESCRIPTION
1	+3.3V	11	+3.3V
2	+3.3V	12	-12V
3	GROUND	13	GROUND
4	+5V	14	PS_ON#
5	GROUND	15	GROUND
6	+5V	16	GROUND
7	GROUND	17	GROUND
8	PWR_ON	18	NC
9	+5VSB	19	+5V
10	+12V1	20	+5V

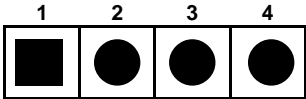


4 AT Power Connectors

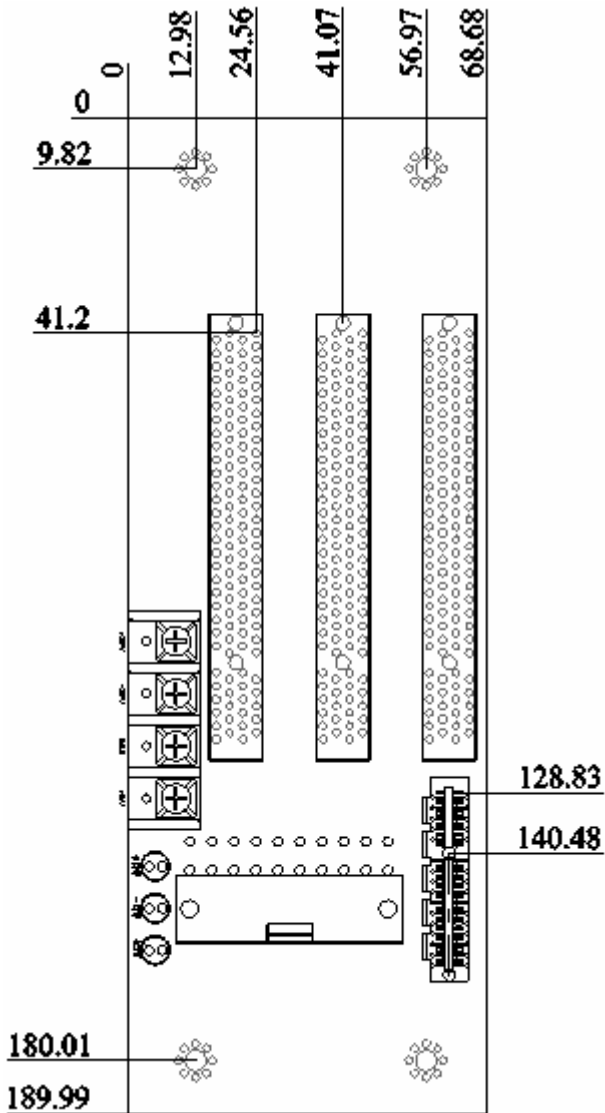
This connector supports Mainboard AT power.

- **PWR1 : AT Power Connector**

PIN NO3	DESCRIPTION
1	+5V
2	GROUND
3	-12V
4	+12V



5. Mechanical drawing



©2006 Copyright by IEI Technology corp. All rights reserved.